



- PCB Mountable
- Regulated Outputs
- 1600V Isolation
- Over Power & Short Circuit Protection
- 2:1 Inputs
- Input L-C Type Filter

Unit measures 0.8"W x 1.25"L x 0.4"H

Model Number	Output Voltage	Output Amps	Input Range	Efficiency
SINGLE OUTPUT				
SB08-123.3S	3.3VDC	2	9-18 VDC	67%
SB08-243.3S		2	18-36 VDC	72%
SB08-483.3S		2	36-75 VDC	73%
SB08-125S	5 VDC	1.5	9-18 VDC	69%
SB08-245S		1.5	18-36 VDC	73%
SB08-485S		1.5	36-75 VDC	74%
SB08-1212S	12 VDC	0.666	9-18 VDC	76%
SB08-2412S		0.666	18-36 VDC	80%
SB08-4812S		0.666	36-75 VDC	80%
SB08-1215S	15 VDC	0.533	9-18 VDC	75%
SB08-2415S		0.533	18-36 VDC	80%
SB08-4815S		0.533	36-75 VDC	80%
SB08-1224S	24VDC	0.333	9-18 VDC	68%
SB08-2424S		0.333	18-36 VDC	77%
SB08-4824S		0.333	36-75 VDC	79%
DUAL OUTPUT				
SB08-125D	+/-5 VDC	+/-0.800	9-18 VDC	70%
SB08-245D		+/-0.800	18-36 VDC	73%
SB08-485D		+/-0.800	36-75 VDC	73%
SB08-1212D	+/-12 VDC	+/-0.333	9-18 VDC	75%
SB08-2412D		+/-0.333	18-36 VDC	78%
SB08-4812D		+/-0.333	36-75 VDC	77%
SB08-1215D	+/-15 VDC	+/-0.267	9-18 VDC	74%
SB08-2415D		+/-0.267	18-36 VDC	74%
SB08-4815D		+/-0.267	36-75 VDC	74%



Isolated and Regulated 8 WATT Modular DC/DC Converters

SB08 series

INPUT SPECIFICATIONS

Input Voltage Ranges:	12 VDC Nominal	9-18 VDC
	24 VDC Nominal	18-36 VDC
	48 VDC Nominal	36-75 VDC
Input Filter	L-C Type	

OUTPUT SPECIFICATIONS

Voltage and Current	See Selection Chart	
Load Regulation	10% to FL	$\pm 1\%$ (3%, 3.3Vout)
Line Regulation	(HL-LL)	$\pm 0.5\%$
Temperature Coefficient	$\pm 0.02\%/^{\circ}\text{C}$	
Ripple/Noise(Single/Dual)	<0.7% +70mVp-p max.	
Voltage Accuracy	$\pm 2\%$	
Over Power Protection	>120%, Auto Recover *	
Short Circuit Protection	Current Limit, Auto Recovery *	
Efficiency	See Selection Chart	

GENERAL SPECIFICATIONS

Input-Out Isolation	1600VDC
Isolation Resistance	10-8th Ohm min.
Isolation Capacitance	1000pF
Switching Frequency	300Khz

ENVIRONMENTAL SPECIFICATIONS

Oper. Temperature	-25 to +70°C
	(with Derate, See Curve)
Case Temperature	100°C max.
Humidity	95% RH *
Storage Temperature	-55 to +105°C *
MTBF (MIL-HDBK-217F)	>800K Hrs @ 25°C
Cooling	Free Air Convection

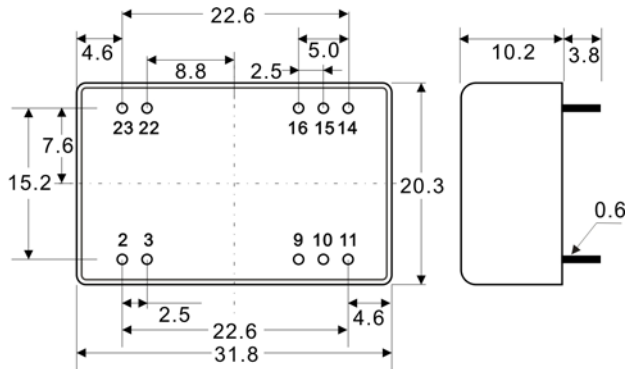
PHYSICAL SPECIFICATIONS

Size (L x W x H)	1.25" x 0.8" x 0.4"
	(31.8 x 20.3 x 10.2mm)
Case Material	Six Side Shielded Aluminum with Non-Conductive Base, Black Anodize
Construction	Fully Encapsulated
Weight	0.46 oz, (13g)

* These are stress ratings. Exposure of the devices to any of these conditions may adversely affect long term reliability. Proper operation under conditions other than the standard operating conditions is neither warranted nor implied.

All specifications are typical at nominal input, full load, and 25DegC unless otherwise noted

MECHANICAL DIMENSION (Top View)

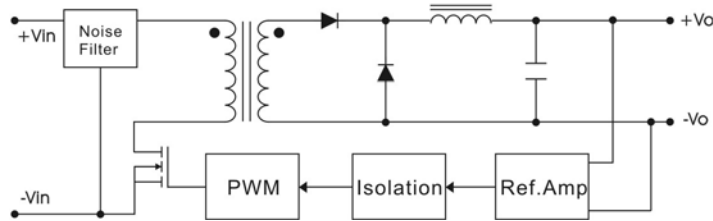


Tolerance ± 0.5 mm

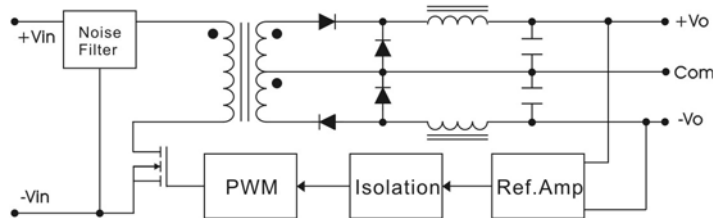
PIN#	Single	Dual
2	-VIN	-VIN
3	-VIN	-VIN
9	NC	COMMON
10	NC	NC
11	NC	-VOUT
14	+VOUT	+VOUT
15	NC	NC
16	-VOUT	COMMON
22	+VIN	+VIN
23	+VIN	+VIN

BLOCK DIAGRAM

Single Output



Dual Output



DERATING

